

University of Utah

Fall 2019, MGT 3681 Honors Human Behavior Section 64
 Instructor: GOODWIN, RACHAEL (Primary)



There were: 11 possible respondents.

	Question Text	N	RR	Avg	MGT Avg	MGT F19	Div Avg	Div F19	Sch Avg	Sch F19						
											Str Disagree	Disagree	Mild Disagree	Mild Agree	Agree	Str Agree
Grp	Course Questions			5.64	5.17	5.32	5.08	5.18	5.17	5.21						
Grp	Instructor Questions (GOODWIN)			5.76	5.36	5.53	5.27	5.41	5.30	5.38						
1	The course objectives were clearly stated.	11	100%	5.55	5.25	5.47	5.18	5.30	5.24	5.32				9% (1)	27% (3)	64% (7)
2	The course objectives were met.	11	100%	5.64	5.22	5.43	5.15	5.28	5.22	5.29					36% (4)	64% (7)
3	The course content was well organized.	11	100%	5.64	5.19	5.34	5.09	5.19	5.12	5.16				9% (1)	18% (2)	73% (8)
4	The course materials were helpful in meeting course objectives.	11	100%	5.55	5.14	5.29	5.03	5.15	5.12	5.16				9% (1)	27% (3)	64% (7)
5	Assignments and exams reflected what was covered in the course.	11	100%	5.82	5.17	5.26	5.10	5.21	5.19	5.24					18% (2)	82% (9)
6	I learned a great deal in this course.	11	100%	5.64	5.08	5.22	5.00	5.08	5.12	5.14				9% (1)	18% (2)	73% (8)
7	Overall, this was an effective course.	11	100%	5.64	5.10	5.23	5.01	5.09	5.11	5.13					36% (4)	64% (7)
9	The instructor was organized. (GOODWIN)	11	100%	5.64	5.30	5.46	5.22	5.34	5.23	5.30				9% (1)	18% (2)	73% (8)
10	The instructor presented course content effectively. (GOODWIN)	11	100%	5.64	5.19	5.32	5.08	5.21	5.14	5.21				9% (1)	18% (2)	73% (8)
11	The instructor created/supported a classroom environment that was respectful. (GOODWIN)	11	100%	5.82	5.43	5.66	5.35	5.50	5.37	5.46				9% (1)		91% (10)

12	The instructor demonstrated thorough knowledge of the subject. (GOODWIN)	11	100%	5.82	5.50	5.64	5.44	5.55	5.44	5.53					18% (2)	82% (9)
13	The instructor encouraged student opinions and participation. (GOODWIN)	11	100%	5.82	5.46	5.64	5.34	5.47	5.35	5.42					18% (2)	82% (9)
14	The instructor was available for consultation with students. (GOODWIN)	11	100%	5.82	5.35	5.55	5.30	5.43	5.31	5.4					18% (2)	82% (9)
15	Overall, this was an effective instructor. (GOODWIN)	10	91%	5.8	5.29	5.45	5.18	5.33	5.24	5.31					20% (2)	80% (8)

Instructor	Text Responses
	Question: Comments on course effectiveness
	The presentation slides used to teach the class were fairly disorganized with a lot of words on each slide which did not help clearly communicate key takeaways. The textbook had a lot of information that weren't crucial to understanding the concepts. Better communication of what within the text was crucial for learning, especially in an accelerated course, could have helped students better understand and retain the material necessary for success on the final exam. The exercises in class, however, were very helpful in understanding course concepts and material
	The in-class activities were helpful and fun. I would have appreciated a study guide / collection of definitions and terms for the final exam.
	The classes were amazing.
	Clearly stating the factors that go into the punctuality and professionalism grade at the beginning will greatly improve the course. Maybe outlining the penalty for a tardy on the syllabus as a reference on paper. Applicability of content in future makes this a very effective class.
	Thoroughly enjoyed the class! Content was very engaging and relevant to both a professional career and in my current personal life. One thing I struggled a bit with was the assigned reading. It was not always completely clear what we were expected to read, although some of that was due to unforeseen program scheduling changes that impacted the assigned syllabus. I think these issues would be less prominent in a traditional class format. Nevertheless, our condensed version was still very effective and impactful.
	We did real life activities where we went to workplaces and observed workplace interaction. We did activities in the class to simulate workplace interactions
	Effective in class activities and effective guest lecture.
	1) The text is an easy read. I didn't have trouble trying to comprehend the information as I have experienced with other textbooks. 2) The in-class lectures covered the text beautifully.
	Question: Instructor Comments
GOODWIN	The slides, and text, included a lot of information not necessary. If the professor had better organized their slides and syllabus to fit this accelerated course, then it would have been more effective for students. One example of ill preparation for this course was the reuse of slides from BYU courses which included a religious quote. While saying that the classroom is an inclusive, safe space is helpful, the professor often assumed the gender identity of students and threw out statements that were not inclusive such as now that gender is fluid.

GOODWIN	Rachel did a great job of encouraging participation and feedback from students. She was very knowledgeable about course subjects
GOODWIN	And you are amazing.
GOODWIN	Prof. Goodwin fostered a very inclusive and comfortable classroom environment. I felt safe and comfortable sharing my personal stories, experiences, and opinions in her class. As a class, we were all unsure how to address her. We were not sure if we should call her Rachel or Professor Goodwin in class. I am not sure if she announced it at the beginning of the course, but the students used both to address address her at various points and she never corrected any of us. Not a problem, just unclear.
GOODWIN	Engaging and knowledgeable
GOODWIN	She made very clear powerpoints and uploaded them to canvas after class for us to review. Was very interactive with the class during discussions to assure that we knew what she was teaching.
GOODWIN	1) There were many opportunities to practice the skills learned in class. I loved the interactive aspect that the class provided. 2) She was really active in getting students to participate and share their opinions.
GOODWIN	Im class examples and activities as well as simple and clear assignments for outside of class that really helped me learn the material.

Executive Education, Art of Negotiations Evaluations, Spring 2019: Rachael Goodwin

Please Evaluate this course on a scale of one to six: 6- strongly agree; 5- agree; 4- mildly agree; 3- mildly disagree; 2- disagree; 1- strongly disagree

1. Objectives were stated at the beginning and met by the end	5	6	6	6	5	6	5	6	5	5	6	
2. Delivery of class information was organized and easy to follow	5	6	5	6	6	5	5	6	5	5	6	
3. Materials were helpful and well-organized	5	6	5	6	5	5	6	6	5	6	6	
4. The instructor created a respectful environment	5	6	6	6	6	6	5	6	5			
5. This was an overall effective instructor	5	6	5	6	6	5	5	6	5	5	6	
6. I've obtained knowledge and skills I will implement immediately	5	6	6	5	5	6	5	5	6	3	6	
7. This was an overall effective class	5	6	6	6	6	6	5	5	6	4	6	
8. I would recommend other co-workers attend this class	5	6	6	6	6	6	5	6	6	5	6	
9. I will use what I learned in this class in my day-to-day work	5	6	6	6	5	6	5	5	6	1	6	

What I liked best about this Instruction:

- Class discussion
- Understanding my own power and becoming my own advocate.
- Understanding my own inadequacies but being given the tools to overcome them.
- The instructor involved the class, we got to know one another, and received great and useful information that's applicable.
- There were clear action steps to help implement the materials into my work life
- Break-outs to practice negotiating and the lessons after each practice.
- Changing the way I view negotiations and receiving tips on how to be prepared and effectively conduct a negotiation
- Both professors were knowledgeable and great teachers. I liked the interaction with other classmates and open communication
- Interactive discussions and view.
- Absolutely loved these professors. It fueled my fire to want to come back and achieve my MBA. The expert knowledge I gained to improve not only m
- General knowledge about negotiating was great! Also helping me with how and what to prepare was extremely helpful.
- Learning that being prepared and having all details before negotiating is crucial. Also, recognizing my strengths not my weakness.

Here are some suggestions for improving this class so that it will be more effective:

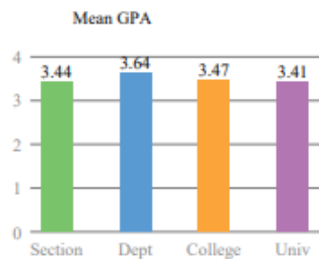
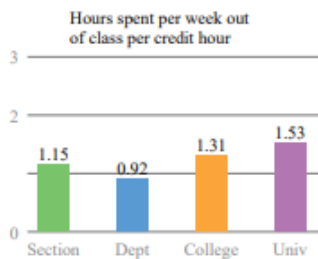
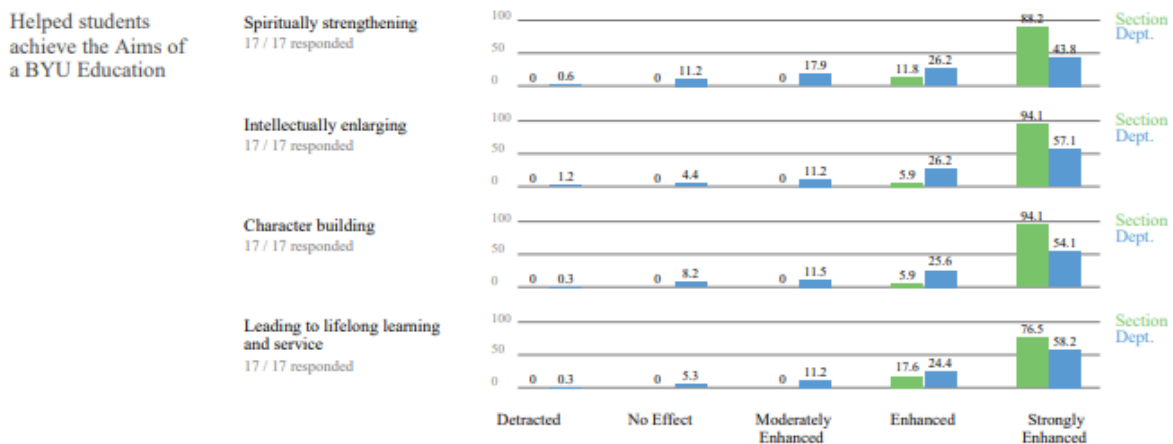
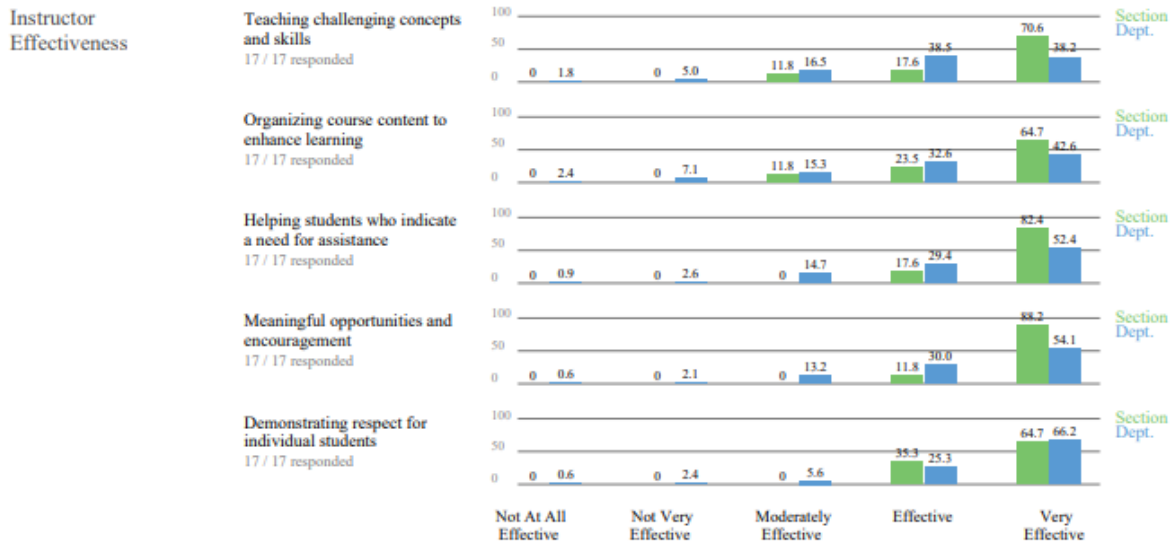
- There were some dominant voices that took over others - would love to focus on bringing in more voices that were trying to speak. Teachers bother ex
- It's a lot of information - provide take home docs to support teaching.
- I would use a case study other than the kidney study to discuss persuasion.
- It's a lot of information to digest in 2 days, and I left wanting more knowledge. Maybe make the class 3 days?
- Less would be more on the second day. Too content heavy.
- I did not find the kidney exercise to be valuable
- After longer discussions, a brief bathroom break.

BYU Student Rating Individual Section Report

P MGT 690R - Winter 2015
 Section 005
 Rachael Goodwin

Historical Course Average
 4.3

Composite Student Rating
 Section 4.7 (4.4 - 5.0)
 Course 4.6
 Department 4.3 (4.2 - 4.4)
 College 4.3
 University 4.4



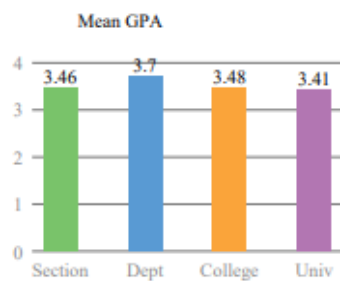
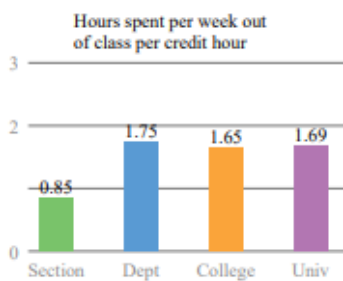
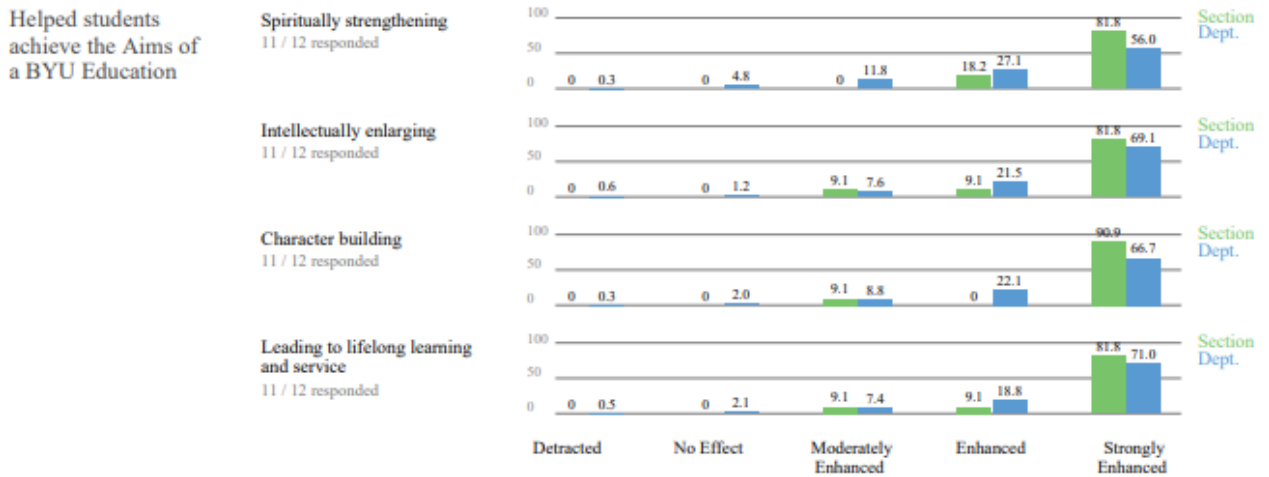
	Section	Dept	College	Univ
A	50.0	68.0	54.7	52.5
B	30.0	27.3	30.2	23.4
C	5.0	1.0	5.1	6.9
D	0.0	0.2	1.3	1.9
E	0.0	0.9	0.9	1.8
W	15.0	2.0	2.5	3.6

BYU Student Rating Individual Section Report

P MGT 690R - Fall 2015
 Section 002
 Rachael Goodwin

Historical Course Average
 4.3

Composite Student Rating
 Section 4.7 (4.4 - 5.0)
 Course 4.1
 Department 4.4 (4.3 - 4.5)
 College 4.4
 University 4.4



Grade distribution (%)

	Section	Dept	College	Univ
A	41.7	74.6	51.7	52.1
B	58.3	22.2	31.9	23.9
C	0.0	1.5	3.9	6.9
D	0.0	0.0	1.1	2.0
E	0.0	0.0	0.8	1.7
W	0.0	0.4	2.5	3.5

Online Student Ratings Report

Period: **Winter 2014** Responses / Enrolled: **12 / 14 = 86%**
 Instructor: **Goodwin, Rachael (218214492)** College: **Marriott School of Management**
 Course: **P MGT 657R: Nonprofit Board Practicum** Department: **Romney Institute of Public Management**
 Section: **001**

Instructor Below Overall Instructor Above Overall

Course	Std Dev	Sect Mean	Crse Mean Instructor/ Overall	Dept Mean Instructor/ Overall	Coll Mean Instructor/ Overall	Univ Mean Instructor/ Overall	VSD (1)	SD (2)	D (3)	SwD (4)	SwA (5)	A (6)	SA (7)	VSA (8)	NR	Resp Rate			
Amount learned	1.00	6.4	6.4 / 6.4	6.4 / 6.6	6.4 / 6.8	6.4 / 6.7	0	0	0	0	2	5	3	2	0	86%			
Materials & activities effective	1.14	6.3	6.2 / 6.2	6.2 / 6.4	6.2 / 6.6	6.2 / 6.6	0	0	0	1	1	6	2	2	0	86%			
Well organized	1.88	5.6	5.6 / 5.6	5.6 / 6.4	5.6 / 6.7	5.6 / 6.7	1	0	0	1	3	4	1	2	0	86%			
Evaluations good measures of learning	1.62	5.5	5.5 / 5.5	5.5 / 5.9	5.5 / 6.4	5.5 / 6.4	0	1	0	2	2	4	2	1	0	86%			
Grading procedures fair	1.36	5.8	5.8 / 5.8	5.8 / 6.2	5.8 / 6.6	5.8 / 6.6	0	0	1	1	2	5	2	1	0	86%			
Intellectual skills developed	0.97	6.3	6.2 / 6.2	6.2 / 6.6	6.2 / 6.7	6.2 / 6.6	0	0	0	0	3	4	4	1	0	86%			
Testimony strengthened	1.23	6.3	6.3 / 6.3	6.3 / 6.1	6.3 / 6.3	6.3 / 6.4	0	0	0	1	2	3	4	2	0	86%			
Hours spent in class	0.42	1.1	1.1 / 1.1	1.1 / 2.5	1.1 / 2.4	1.1 / 2.8										86%			
	Std Dev	Sect Mean	Crse Mean Instructor/ Overall	Dept Mean Instructor/ Overall	Coll Mean Instructor/ Overall	Univ Mean Instructor/ Overall	0% (0)	10% (10)	20% (20)	30% (30)	40% (40)	50% (50)	60% (60)	70% (70)	80% (80)	90% (90)	100% (100)	NR	Resp Rate
Valuable time in class	21.32	80.0	80.0/80.0	80.0/79.4	80.0/77.0	80.0/80.6	0	0	0	1	0	0	2	1	1	4	3	0	86%
Hours spent out of class	0.99	2.5	2.5/2.5	2.5/3.5	2.5/3.9	2.5/3.7													86%
Valuable time out of class	22.61	77.5	77.5/77.5	77.5/79.3	77.5/79.6	77.5/80.4	0	0	0	1	1	0	0	2	3	2	3	0	86%
Instructor	Std Dev	Sect Mean	Crse Mean Instructor/ Overall	Dept Mean Instructor/ Overall	Coll Mean Instructor/ Overall	Univ Mean Instructor/ Overall	VSD (1)	SD (2)	D (3)	SwD (4)	SwA (5)	A (6)	SA (7)	VSA (8)	NR	Resp Rate			
Explained concepts effectively	1.22	6.8	6.8 / 6.8	6.8 / 6.5	6.8 / 6.7	6.8 / 6.8	0	0	0	0	2	4	1	5	0	86%			
Prompt feedback	1.99	5.8	5.8 / 5.8	5.8 / 5.4	5.8 / 6.5	5.8 / 6.6	0	1	0	2	2	1	2	3	0	79%			
Opportunities to get help	1.00	7.1	7.1 / 7.1	7.1 / 6.7	7.1 / 7.0	7.1 / 7.0	0	0	0	0	1	2	4	5	0	86%			
Interest in student learning	0.87	7.3	7.2 / 7.2	7.2 / 6.9	7.2 / 7.1	7.2 / 7.1	0	0	0	0	0	3	3	6	0	86%			
Integrates gospel into subject	1.36	6.8	6.8 / 6.8	6.8 / 6.3	6.8 / 6.6	6.8 / 6.7	0	0	0	1	1	3	2	5	0	86%			
Active student involvement	0.89	7.3	7.3 / 7.3	7.3 / 6.8	7.3 / 6.9	7.3 / 6.9	0	0	0	0	0	3	2	7	0	86%			
Useful feedback	1.90	5.8	5.8 / 5.8	5.8 / 5.7	5.8 / 6.4	5.8 / 6.5	0	1	0	2	2	2	2	3	0	86%			
Spiritually inspiring	1.36	6.8	6.8 / 6.8	6.8 / 6.4	6.8 / 6.8	6.8 / 6.8	0	0	0	1	1	3	2	5	0	86%			
Responded to students respectfully	1.16	7.1	7.1 / 7.1	7.1 / 6.8	7.1 / 7.0	7.1 / 7.0	0	0	0	0	2	1	3	6	0	86%			
Overall	Std Dev	Sect Mean	Crse Mean Instructor/ Overall	Dept Mean Instructor/ Overall	Coll Mean Instructor/ Overall	Univ Mean Instructor/ Overall	EP (1)	VP (2)	P (3)	SP (4)	SG (5)	G (6)	VG (7)	EG (8)	NR	Resp Rate			
Overall Instructor	1.00	6.5	6.5 / 6.5	6.5 / 6.7	6.5 / 6.9	6.5 / 7.0	0	0	0	0	2	4	4	2	0	86%			
Overall Course	1.00	6.6	6.6 / 6.6	6.6 / 6.5	6.6 / 6.7	6.6 / 6.7	0	0	0	0	2	3	5	2	0	86%			
BYU Aims	Std Dev	Sect Mean	Crse Mean Instructor/ Overall	Dept Mean Instructor/ Overall	Coll Mean Instructor/ Overall	Univ Mean Instructor/ Overall	VSD (1)	SD (2)	D (3)	SwD (4)	SwA (5)	A (6)	SA (7)	VSA (8)	NR	Resp Rate			
Contributed to BYU Aims	0.97	6.8	6.8 / 6.8	6.8 / 6.8	6.8 / 6.9	6.8 / 6.9	0	0	0	0	1	4	4	3	0	86%			
Comments	Std Dev	Sect Mean	Crse Mean Instructor/ Overall	Dept Mean Instructor/ Overall	Coll Mean Instructor/ Overall	Univ Mean Instructor/ Overall										Resp Rate			
Comments																43%			

Online Student Ratings Report

Period: **Fall 2013** Responses / Enrolled: **13 / 14 = 93%**
 Instructor: **Goodwin, Rachael (218214492)** College: **Marriott School of Management**
 Course: **P MGT 657R: Nonprofit Board Practicum** Department: **Romney Institute of Public Management**
 Section: **001**

Instructor Below Overall Instructor Above Overall

Course	Std Dev	Sect Mean	Crse Mean Instructor/ Overall	Dept Mean Instructor/ Overall	Coll Mean Instructor/ Overall	Univ Mean Instructor/ Overall	VSD (1)	SD (2)	D (3)	SwD (4)	SwA (5)	A (6)	SA (7)	VSA (8)	NR	Resp Rate			
Amount learned	1.09	6.8	6.8 / 6.8	6.8 / 6.7	6.8 / 6.7	6.8 / 6.7	0	0	0	0	1	6	1	5	0	93%			
Materials & activities effective	1.19	6.6	6.6 / 6.6	6.6 / 6.5	6.6 / 6.6	6.6 / 6.5	0	0	0	0	3	3	3	4	0	93%			
Well organized	0.96	6.6	6.6 / 6.6	6.6 / 6.5	6.6 / 6.7	6.6 / 6.6	0	0	0	0	1	6	3	3	0	93%			
Evaluations good measures of learning	1.09	6.2	6.2 / 6.2	6.2 / 6.2	6.2 / 6.3	6.2 / 6.3	0	0	0	0	3	7	0	3	0	93%			
Grading procedures fair	0.96	6.6	6.6 / 6.6	6.6 / 6.5	6.6 / 6.6	6.6 / 6.6	0	0	0	0	0	9	0	4	0	93%			
Intellectual skills developed	1.11	6.7	6.7 / 6.7	6.7 / 6.8	6.7 / 6.7	6.7 / 6.6	0	0	0	0	2	4	3	4	0	93%			
Testimony strengthened	1.16	6.4	6.4 / 6.4	6.4 / 6.3	6.4 / 6.2	6.4 / 6.3	0	0	0	0	3	4	2	3	0	86%			
Hours spent in class	0.37	1.2	1.2 / 1.2	1.2 / 2.5	1.2 / 2.5	1.2 / 2.8										93%			
	Std Dev	Sect Mean	Crse Mean Instructor/ Overall	Dept Mean Instructor/ Overall	Coll Mean Instructor/ Overall	Univ Mean Instructor/ Overall	0% (0)	10% (10)	20% (20)	30% (30)	40% (40)	50% (50)	60% (60)	70% (70)	80% (80)	90% (90)	100% (100)	NR	Resp Rate
Valuable time in class	14.37	83.1	83.1/83.1	83.1/80.5	83.1/76.6	83.1/80.7	0	0	0	0	1	0	2	4	3	3	0	0	93%
Hours spent out of class	0.65	1.9	1.9/1.9	1.9/4.2	1.9/4.0	1.9/3.7													93%
Valuable time out of class	18.47	80.8	80.8/80.8	80.8/78.6	80.8/78.8	80.8/80.3	0	0	0	0	2	1	1	3	2	4	0	0	93%
Instructor	Std Dev	Sect Mean	Crse Mean Instructor/ Overall	Dept Mean Instructor/ Overall	Coll Mean Instructor/ Overall	Univ Mean Instructor/ Overall	VSD (1)	SD (2)	D (3)	SwD (4)	SwA (5)	A (6)	SA (7)	VSA (8)	NR	Resp Rate			
Explained concepts effectively	0.83	7.2	7.2 / 7.2	7.2 / 6.7	7.2 / 6.7	7.2 / 6.7	0	0	0	0	0	3	4	6	0	93%			
Prompt feedback	1.04	7.1	7.1 / 7.1	7.1 / 5.6	7.1 / 6.5	7.1 / 6.5	0	0	0	0	1	3	3	6	0	93%			
Opportunities to get help	0.38	7.8	7.8 / 7.8	7.8 / 6.9	7.8 / 7.0	7.8 / 6.9	0	0	0	0	0	0	2	11	0	93%			
Interest in student learning	0.44	7.8	7.8 / 7.8	7.8 / 7.2	7.8 / 7.1	7.8 / 7.1	0	0	0	0	0	0	3	10	0	93%			
Integrates gospel into subject	1.28	7.0	7.0 / 7.0	7.0 / 6.5	7.0 / 6.6	7.0 / 6.7	0	0	0	0	2	3	0	7	0	86%			
Active student involvement	0.65	7.6	7.6 / 7.6	7.6 / 7.0	7.6 / 6.9	7.6 / 6.9	0	0	0	0	0	1	3	9	0	93%			
Useful feedback	0.91	7.0	7.0 / 7.0	7.0 / 6.2	7.0 / 6.4	7.0 / 6.5	0	0	0	0	0	5	3	5	0	93%			
Spiritually inspiring	1.18	7.0	7.0 / 7.0	7.0 / 6.6	7.0 / 6.7	7.0 / 6.8	0	0	0	0	1	4	0	6	0	79%			
Responded to students respectfully	0.65	7.6	7.6 / 7.6	7.6 / 7.0	7.6 / 7.1	7.6 / 7.0	0	0	0	0	0	1	3	9	0	93%			
Overall	Std Dev	Sect Mean	Crse Mean Instructor/ Overall	Dept Mean Instructor/ Overall	Coll Mean Instructor/ Overall	Univ Mean Instructor/ Overall	EP (1)	VP (2)	P (3)	SP (4)	SG (5)	G (6)	VG (7)	EG (8)	NR	Resp Rate			
Overall Instructor	0.63	7.3	7.3 / 7.3	7.3 / 6.9	7.3 / 6.9	7.3 / 6.9	0	0	0	0	0	1	7	5	0	93%			
Overall Course	1.04	6.9	6.9 / 6.9	6.9 / 6.7	6.9 / 6.7	6.9 / 6.7	0	0	0	0	1	4	3	5	0	93%			
BYU Aims	Std Dev	Sect Mean	Crse Mean Instructor/ Overall	Dept Mean Instructor/ Overall	Coll Mean Instructor/ Overall	Univ Mean Instructor/ Overall	VSD (1)	SD (2)	D (3)	SwD (4)	SwA (5)	A (6)	SA (7)	VSA (8)	NR	Resp Rate			
Contributed to BYU Aims	0.67	7.5	7.5 / 7.5	7.5 / 7.0	7.5 / 6.9	7.5 / 6.9	0	0	0	0	0	1	4	7	0	86%			
Comments	Std Dev	Sect Mean	Crse Mean Instructor/ Overall	Dept Mean Instructor/ Overall	Coll Mean Instructor/ Overall	Univ Mean Instructor/ Overall										Resp Rate			
Comments																36%			

Online Student Ratings Report

Period: **Spring 2012** Responses / Enrolled: **20 / 40 = 50%**
 Instructor: **Goodwin, Rachael (218214492)** College: **Marriott School of Management**
 Course: **P MGT 686 : Public Administration Capstone** Department: **Romney Institute of Public Management**
 Section: **002**

Instructor Below Overall Instructor Above Overall

Course	Std Dev	Sect Mean	Crse Mean Instructor/ Overall	Dept Mean Instructor/ Overall	Coll Mean Instructor/ Overall	Univ Mean Instructor/ Overall	VSD (1)	SD (2)	D (3)	SwD (4)	SwA (5)	A (6)	SA (7)	VSA (8)	NR	Resp Rate			
Amount learned	1.40	6.2	6.2 / 6.2	6.2 / 6.7	6.2 / 6.8	6.2 / 6.9	0	1	0	1	2	5	8	2	0	47%			
Materials & activities effective	1.23	6.2	6.2 / 6.2	6.2 / 6.6	6.2 / 6.6	6.2 / 6.7	0	0	1	2	0	7	8	1	0	47%			
Well organized	1.39	5.5	5.5 / 5.5	5.5 / 6.5	5.5 / 6.7	5.5 / 6.8	0	1	1	2	3	7	5	0	0	47%			
Evaluations good measures of learning	1.72	4.9	4.9 / 4.9	4.9 / 6.1	4.9 / 6.4	4.9 / 6.5	0	3	3	0	2	9	2	0	0	47%			
Grading procedures fair	1.69	4.9	4.9 / 4.9	4.9 / 6.4	4.9 / 6.6	4.9 / 6.7	1	1	3	1	3	8	2	0	0	47%			
Intellectual skills developed	1.01	6.4	6.4 / 6.4	6.4 / 7.0	6.4 / 6.7	6.4 / 6.7	0	0	0	1	2	6	7	2	0	45%			
Testimony strengthened	0.92	6.0	6.0 / 6.0	6.0 / 6.4	6.0 / 6.2	6.0 / 6.5	0	0	0	1	4	9	4	1	0	47%			
Hours spent in class	0.00	5.0	5.0 / 5.0	5.0 / 5.1	5.0 / 4.5	5.0 / 5.2										47%			
	Std Dev	Sect Mean	Crse Mean Instructor/ Overall	Dept Mean Instructor/ Overall	Coll Mean Instructor/ Overall	Univ Mean Instructor/ Overall	0% (0)	10% (10)	20% (20)	30% (30)	40% (40)	50% (50)	60% (60)	70% (70)	80% (80)	90% (90)	100% (100)	NR	Resp Rate
Valuable time in class	18.76	78.4	78.4/78.4	78.4/82.0	78.4/78.0	78.4/83.1	0	0	0	1	0	2	1	2	4	6	3	0	47%
Hours spent out of class	2.82	5.4	5.4/5.4	5.4/6.0	5.4/6.4	5.4/6.0													47%
Valuable time out of class	26.87	61.6	61.6/61.6	61.6/75.6	61.6/79.3	61.6/82.3	1	0	0	2	3	2	2	2	3	2	0	0	47%
Instructor	Std Dev	Sect Mean	Crse Mean Instructor/ Overall	Dept Mean Instructor/ Overall	Coll Mean Instructor/ Overall	Univ Mean Instructor/ Overall	VSD (1)	SD (2)	D (3)	SwD (4)	SwA (5)	A (6)	SA (7)	VSA (8)	NR	Resp Rate			
Explained concepts effectively	0.98	6.8	6.8 / 7.0	6.8 / 7.0	6.8 / 6.8	6.8 / 6.9	0	0	0	0	1	6	4	5	0	42%			
Prompt feedback	1.03	6.9	6.9 / 6.8	6.9 / 6.8	6.9 / 6.7	6.9 / 6.8	0	0	0	0	1	5	3	6	0	41%			
Opportunities to get help	1.10	7.1	7.1 / 7.0	7.1 / 7.0	7.1 / 7.0	7.1 / 7.1	0	0	0	0	1	5	1	8	0	42%			
Interest in student learning	1.00	6.9	6.9 / 7.1	6.9 / 7.2	6.9 / 7.2	6.9 / 7.2	0	0	0	0	1	5	4	6	0	43%			
Integrates gospel into subject	1.01	6.7	6.7 / 7.0	6.7 / 7.0	6.7 / 6.7	6.7 / 6.8	0	0	0	0	1	8	2	5	0	42%			
Active student involvement	1.06	6.9	6.9 / 7.1	6.9 / 7.2	6.9 / 7.0	6.9 / 7.0	0	0	0	0	1	6	2	7	0	42%			
Useful feedback	1.03	6.9	6.9 / 6.8	6.9 / 6.7	6.9 / 6.6	6.9 / 6.7	0	0	0	0	1	5	3	6	0	41%			
Spiritually inspiring	0.88	6.9	6.9 / 7.0	6.9 / 7.0	6.9 / 6.8	6.9 / 6.8	0	0	0	0	0	6	4	5	0	42%			
Responded to students respectfully	1.00	6.9	6.9 / 7.1	6.9 / 7.2	6.9 / 7.1	6.9 / 7.1	0	0	0	0	1	5	4	6	0	42%			
Overall	Std Dev	Sect Mean	Crse Mean Instructor/ Overall	Dept Mean Instructor/ Overall	Coll Mean Instructor/ Overall	Univ Mean Instructor/ Overall	EP (1)	VP (2)	P (3)	SP (4)	SG (5)	G (6)	VG (7)	EG (8)	NR	Resp Rate			
Overall Instructor	1.17	6.6	6.6 / 6.9	6.6 / 7.0	6.6 / 7.0	6.6 / 7.1	0	0	1	0	1	5	9	3	0	47%			
Overall Course	1.39	6.4	6.4 / 6.4	6.4 / 6.8	6.4 / 6.7	6.4 / 6.8	0	0	1	1	3	3	7	4	0	47%			
BYU Aims	Std Dev	Sect Mean	Crse Mean Instructor/ Overall	Dept Mean Instructor/ Overall	Coll Mean Instructor/ Overall	Univ Mean Instructor/ Overall	VSD (1)	SD (2)	D (3)	SwD (4)	SwA (5)	A (6)	SA (7)	VSA (8)	NR	Resp Rate			
Contributed to BYU Aims	1.02	6.9	6.9 / 6.9	6.9 / 7.1	6.9 / 7.0	6.9 / 7.0	0	0	0	0	2	4	5	6	0	42%			
Comments	Std Dev	Sect Mean	Crse Mean Instructor/ Overall	Dept Mean Instructor/ Overall	Coll Mean Instructor/ Overall	Univ Mean Instructor/ Overall										Resp Rate			
Comments																40%			

